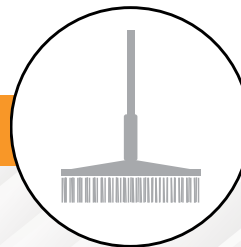




PRO SERIES



N-CAPSUL-8

Encapsulating Low Moisture Dry Crystal Carpet Cleaner

For interim carpet maintenance, N-CAPSUL-8 uses advanced cleaning technology to clean carpets by surrounding and encapsulating soil. After the soil dries the crystals containing the soil are easily vacuumed. The low moisture chemistry eliminates the need for rinsing and minimizes carpet down time. Special additives create an anti-resoiling barrier that helps keep carpets cleaner, longer. Formulated with more environmentally favorable ingredients. Contains no toxic solvents or other harmful chemicals that may cause indoor air quality (IAQ) issues. Specifically formulated for all fibers. Recommended for all colorfast carpeting. Formulated with Pleasant Clean fragrance.

Surrounds & Encapsulates Soil - Dries to a Non-Sticky Crystal

Directions

Vacuum carpet thoroughly. Pre-test carpet for colorfastness in an out-of-sight area.


Low Moisture Prespray Application:

1. Pre-mix 8 oz. per gallon of cold water.
2. Pre-spray areas to be cleaned and allow a dwell time of 5-10 minutes.
3. Agitate with brush or by other means (carpet extractor in brush mode permitted; do not use water).
4. Allow carpet to dry. Vacuum carpet thoroughly.

Spot Cleaning:

1. Remove solids and blot excess liquids with a clean, white absorbent cloth.
2. Spray undiluted product directly onto spots to be cleaned. Do not over wet the carpet.
3. Agitate lightly with SSS Brush/Scraper or by other means. Work from the outside of the spot to the center.

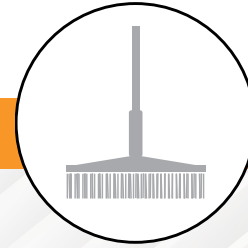
(directions continued on second page)



Specs

Dilution: Ready To Use - 1:16
pH Level: 8.5 - 9.0
Color: Water Clear
Fragrance: Pleasant Scent
Pack: 4/1 Gallon (#48072)

Contains no toxic solvents or other harmful chemicals that may cause indoor air quality (IAQ) issues. Specifically formulated for all fibers. Recommended for all colorfast carpeting.



PRO SERIES

4. Allow a dwell time of 5-10 minutes.
5. Allow carpet to dry. Vacuum carpet thoroughly. (No rinse required)

Important Notes: Follow the cleaning procedures specified by manufacturer of the cleaning equipment. Avoid overwetting the carpet. Add SSS Liquid Defoamer or SSS Foam Eliminator to the recovery tank as necessary. After using this product, set the carpet pile and protect the carpet from furniture legs and bases while drying.